
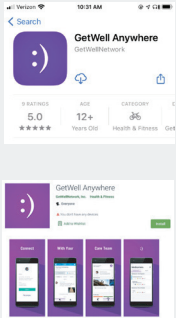
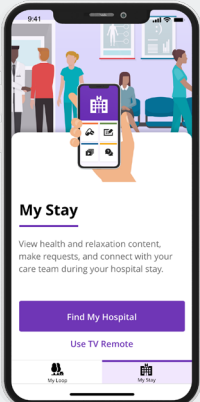
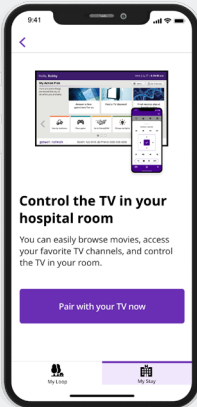
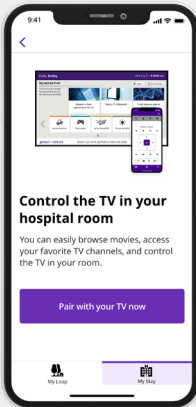



# Mobile Remote Instructions

Patients can navigate the GetWell Inpatient experience using the GetWell Anywhere app on their own device.

Using the mobile remote feature in GetWell Anywhere is not only more convenient for patients, but it also helps healthcare organizations prevent and control infections by limiting the number of people sharing a device and mitigating the need to disinfect between users.

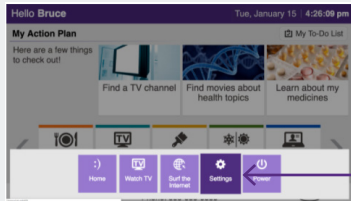
To get started downloading and using the app on a smartphone or tablet, follow these steps:

<p><b>SEARCH</b></p> <p>Visit the device's app store and search for 'GetWell Anywhere.'</p>  <p>1</p>	<p><b>DOWNLOAD</b></p> <p>Download the 'GetWell Anywhere' app onto the smart device.</p>  <p>2</p>	<p><b>SELECT</b></p> <p>Navigate to the 'My Stay' tab and select "Use TV Remote."</p>  <p>3</p>
<p><b>LEARN</b></p> <p>On this pairing intro screen, read about the uses of the mobile remote.</p>  <p>4</p>	<p><b>PAIR</b></p> <p>Select "Pair with your TV now."</p>  <p>5</p>	<p><b>LOCATE</b></p> <p>Select the "Menu" button on the pillow speaker to bring up on-screen controls on the television.</p>  <p>6</p>

# Mobile Remote Instructions (continued)

## CHOOSE

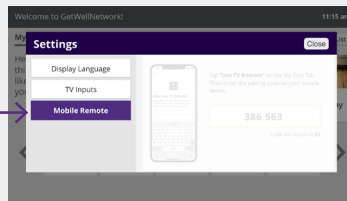
On the TV, choose "Settings."



7

## SELECT

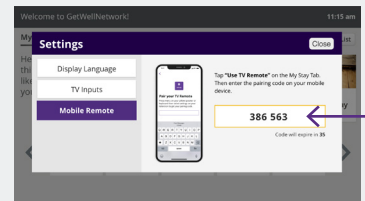
On the TV, select "Mobile Remote."



8

## VIEW

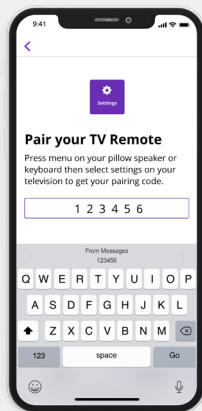
This will generate a pairing code on the TV screen.



9

## ENTER

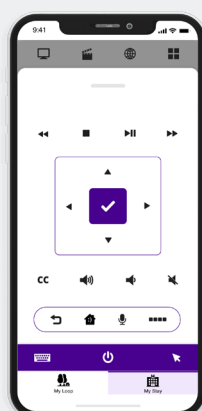
Enter the pairing code displayed on the TV to your mobile device.



10

## ACCESS


You will be put directly into the mobile remote.



11

## NAVIGATE

You can now use the mobile remote to control the TV.



12